

THE

# Rapho REPORTER



FALL 2024

## Welcome to Our Fall 2024 Newsletter

Dear Residents and Friends,

Rapho Township is pleased to share our Fall 2024 Township Newsletter. This publication provides you with information on municipal services and officials, contact numbers for municipal offices and other agencies, updates on current projects being undertaken within Rapho Township, as well as educational and noteworthy information.

We extend a special thanks to the business and professional members of our community whose support through advertising has made the publication of this newsletter possible, at no cost to taxpayers. Please support the local businesses that support Rapho Township.

We would like to take this opportunity to encourage all residents of Rapho Township to contact the municipal offices for any assistance you may need. Community service is a priority of the Township. We strive to do our best to make this community better for all residents.

### INSIDE THIS ISSUE

Greetings from the Township Manager .....	3	Amazon Makes Strides To Reduce Plastic Packaging .....	9
Thank You To Williams For Grant Money .....	3	2025 Key Fob Reminder .....	10
The Changing Of The Seasons .....	4	A Reminder From The Tax Collector .....	10
Winter Weather Tips And Reminders .....	4	Winter Holiday Safety .....	10
Our Yard Waste Recycling Facility Will Reopen .....	5	Safe Winter Driving .....	11
Compost Site .....	5	Fire Safety During Winter Storms .....	12
How to Stay Safe in Extreme Cold .....	6,7	Hear The Beep Where You Sleep .....	13
Pennsylvania's School Bus Stopping Laws .....	8	Township Contact Information .....	14
AG Plastic Collections Program For Farmers .....	9		



Municipal Office: 971 N. Colebrook Road, Manheim, PA 17545

Phone: 717-665-3827 • FAX: 717-665-7685

[www.raphotownship.com](http://www.raphotownship.com)



Student Transportation of America  
is driving the future

**NOW HIRING  
SCHOOL BUS DRIVERS  
FOR HEMPFIELD SCHOOL DISTRICT**



No experience required  
Paid training

**RideSTA.com**

**(717) 459-3803**


## GREETINGS FROM THE TOWNSHIP MANAGER

Each day, I have the opportunity to watch the progress of the construction of the new Public Works Building. As with any construction project, there is anxious anticipation of the finished product! The Public Works Director and his crew are eager to move into their new "home," with hopes of being settled into it before the first snowfall. The estimated time of completion is on or about Thanksgiving. And yes, we will have much to give "thanks" when that moving day becomes a reality. I continue to hear staff comment to each other and the public, of their thankfulness for no loss of life, nor serious injuries on that fateful day of July 5, 2023.

We will continue to utilize the Mount Joy Borough/East Donegal Township Compost Site until the Public Works Building is completed and our new Yard Waste Recycling Facility is built. It will be located on the parcels that were purchased this year, as well as the entrance to the entire "campus" will be slightly altered. As stated in previous newsletters, we are so very thankful to Mount Joy Borough and East Donegal Township for opening their compost site to the residents of Rapho Township.

Again, we thank you, the residents of Rapho Township, for your patience as we continue to work through each of these construction projects. When all is finished, our Public Works Department will have a new, state-of-the-art facility and you, the residents, will have a new and larger Yard Waste Recycling Facility.

Best regards,



Randall O. Wenger  
Township Manager

## THANK YOU TO WILLIAMS FOR GRANT MONEY

Rapho Township wishes to express its profound gratitude for the grant money awarded to our municipality. With the generous grant of \$10,000, we will be able to purchase an air quality monitor used for detecting gases in storm sewer facilities, prior to doing repairs. Additionally, we will be able to install an electrical line, transformer and panel box in a utility barn at the Rapho Community Park. The two ball fields, and two soccer fields are used almost daily, and the utility barn houses all the equipment for these fields. Having electricity in this barn will be an asset when putting the equipment away at the end of each evening game.

To Williams, we thank you once again for your generosity. Together, we are making a difference.



# THE CHANGING OF THE SEASONS

## THE MUNICIPAL SEPARATE STORM SEWER SYSTEM (MS4)

### SOON THE LEAVES WILL BE FALLING!

Every year in the fall there is one thing we can count on... deciduous trees and shrubs will lose their leaves. In a natural setting, leaves act as a natural mulch through the winter. In developed areas, leaves are washed onto roads and into storm drains and sewer systems.

### DANGERS OF LEAVES AND STORMWATER

**RESIDENTIAL FLOODING:** When leaves clog storm drains, the stormwater can cause flooding and property damage. Storm drain backup is a common cause of lawn and basement flooding.

**POOR WATER QUALITY:** As the rain water flows through piles of leaves, phosphorus quickly leaches out and makes its way to streams through the storm sewer system. Too much phosphorus in our water causes algae blooms, making the water green and smelly, and lowers oxygen levels creating unhealthy water for plants, animals, and people.

### LEAF REMOVAL TIPS FOR CLEANER STORM WATER

- Shred leaves finely with a mower and let them fertilize the lawn
- Rake leaves under shrubs and onto flower and vegetable beds as mulch
- Use leaves to make compost by letting them decompose into leaf mold
- Remove leaves from streets, storm drains, and catch basins
- Try to keep driveways and paved surfaces free of leaves, especially before a storm
- Blow leaves into the woods or natural areas where they will absorb into the soil
- Check the Rapho Township website for information on the temporary Recycle Yard located at 200 S. Jacob Street Mount Joy.



### REMINDER – ONLY RAIN GOES IN THE STORM DRAIN

Anything entering the stormwater system is considered an Illicit Discharge and is a violation of the Rapho Township ordinances. Please report all illicit discharges to the Township.

## WINTER WEATHER TIPS AND REMINDERS

There are **147** miles of roads in Rapho Township - 97 miles are township roads, and the other 50 miles are state roads. When a winter weather event occurs, our Public Works Department dispatches plow trucks to maintain the township's 97 miles of roads. The road crew works diligently to get each Township Road opened and passable in a very timely fashion. To help them do their jobs, please follow some basic guidelines:

- Do not attempt to pass salt or plow trucks, even when they are moving slowly.
- Avoid parking on the street, if possible.
- Clear an area ahead of your driveway opening to allow the snow plow to unload before it reaches the driveway opening. Plows cannot be lifted at driveways.
- Be aware that snow removal continues after precipitation has stopped as we work to widen the cleared area.
- Do not throw, blow, or plow snow into the street.
- Remove snow and ice from the sidewalk along your property within 24 hours after precipitation has stopped.
- Clear snow from fire hydrants near your property.
- Avoid storm water pollution during the winter months by considering alternatives to road salt like potassium acetate (KA) or sand.
- Do not hose down your car or your garage on a mild winter day. Residue left from road salt, oil, gas, and other road pollutants drip from your car, and are flushed into the storm sewer system. Use a car wash instead.
- Clear snow and ice from storm water inlets to allow water to drain.



# OUR YARD WASTE RECYCLING FACILITY WILL REOPEN...IN EARLY 2025

The new Rapho Township Recycle Yard will be opened sometime in early 2025 and until that time you may continue to use the Mount Joy Borough/East Donegal Township Compost Site. We greatly appreciate the kindness and generosity of these two municipalities for allowing Rapho Township residents to use their facility in the wake of the explosion on July 5th.

Your key fob will deactivate on December 31, 2024. The 2025 renewal rates will remain unchanged at \$15 for Residential Permits and \$1,200 for Commercial Landscaper Permits. The 2025 renewal will run through December 31, 2025. Key Fob renewal letters will be mailed to current, active key fob holders sometime in early December.

Remember...the hours of operation are dawn to dusk, each day. The rules and usage are the same – NO grass clippings, NO tree stumps, and branches NO longer than 8 feet and NO larger than 18 inches in diameter (a slight difference from our policy). Yard waste is not required to be bagged, but if that is your preference, please use the biodegradable Kraft Bags. They can be purchased at any hardware, grocery, or big box store.

**The Mount Joy Borough/East Donegal Township Compost Site is located at:**

200 South Jacob Street, Mount Joy, PA 17552

**If you have any issues gaining access to the facility, please call the Rapho Township Office at: 717-665-3827**

## COMPOST SITE

### MOUNT JOY BORO/EAST DONEGAL TOWNSHIP FACILITY REGULATIONS:

- The site accepts yard waste materials (sticks, branches, etc.).
- The following items will **not** be accepted: grass clippings, tree branches/trunks over 19" in diameter and/or over 8' in length, tree stumps, construction/demolition waste (boards, etc.).
- Yard waste is not required to be bagged, but if you prefer to do so, Kraft Bags can be purchased at the Borough Office at 21 East Main Street, Mount Joy, or at the Milanof-Schock Library, 1184 Anderson Ferry Road, Mount Joy.



## Directions

From East Main St., turn onto S. Barbara St., make a left onto E. Donegal St., then a right onto S. Jacob St. Follow S. Jacob St. until you can go no further. Arrive at the Compost Facility.

HIC# PA 065759

## Update your fireplace in as little as a day!



**WOOD – PELLET – GAS**  
Install and Service of  
Fireplaces, Inserts, and Stoves

*Stop by or call today!*

**Schnecksville**  
4405 Pennsylvania Dr.  
610-224-5050

**Bechtelsville**  
834 Route 100 N.  
610-367-4488

**Lancaster**  
385 E Roseville Rd  
(223) 529-6877



**www.kringonline.com**





pet
farm
lawn - garden



## Feeding your passion since 1962.



290 S. Oak Street  
Manheim, PA  
**717-665-5001**

[www.gandgfeed.com](http://www.gandgfeed.com)

# HOW TO STAY SAFE IN EXTREME COLD

By Christina Lanzito



Winter can bring arctic blasts, snowstorms, ice and sleet. And more often these days, areas of the country unaccustomed to that type of severe weather are experiencing just that.

During those weather events, many may lose power, and therefore heat, which can lead to medical emergencies such as frostbite and hypothermia.

Older people are especially vulnerable when temperatures drop because they have less efficient circulation. They may have medical conditions (such as thyroid problems or diabetes) and take medications (such as beta-blockers) that can raise their risk of health problems, including injuries, in the cold, says Matthew Levy, D.O., associate professor of emergency medicine at the Johns Hopkins University School of Medicine. "Bone density decreases,

which could put someone at risk for injuries from falls, and blood pressure medicine may not allow your heart rate to increase as needed" when shoveling snow.

## Medical emergencies caused by cold

**Hypothermia.** This occurs when one's body temperature, normally around 98.6°F, sinks below 95°F — a medical emergency that can cause cardiac arrest and death, as the cold causes arteries and blood vessels to narrow, which limits the amount of oxygen flowing to the heart. The temperature doesn't need to be below freezing to cause this condition, but just cold enough to lower body heat by a few degrees. Warning signs include shivering, confusion, shallow breathing and drowsiness.

**How to treat it:** Call an ambulance immediately. While you wait, keep the person warm and dry, using blankets or anything you have on hand. If the person is able to drink, give him or her a warm beverage without alcohol.

**Frostbite.** As blood flow is focused away from fingers and toes to keep up core body temperature, the extremities suffer — fingers, toes, nose and ears. The skin starts to tingle (an early stage called frostnip), then feel numb, and may look grayish or white. In extreme cases, it can turn black as skin dies. Because frostbite begins with numbness, Factora says, it's a good idea to check your fingers and toes when you are able to do so safely. It can become excruciatingly painful.

**How to treat it:** Warm water immersion is a standard treatment. If the skin is waxy and pale, however, "you want to avoid partially rewarming and having it refreeze," Levy says. If possible, first get the person where he or she can stay warm.

Another issue is a decrease in muscle mass, says Ronan Factora, M.D., a geriatric medicine specialist at the Cleveland Clinic in Ohio. Normal muscle "is what twitches and creates heat when we shiver." Because we have less muscle when we're older, we're less able to generate that vital heat, Factora says.

## How to protect yourself in frigid temperatures

**Pile on the layers.** If you have no heat in your home, gather all blankets, coats, sleeping bags — anything that will allow you to maintain your body temperature — and bundle up. If your car is in a garage and you can't open the garage door, don't run the vehicle's heater to get warm or charge devices.

**Be careful with candles.** If possible, use a flashlight as a light source instead of candles, which are a fire hazard.

**Keep the weather outside.** Do anything you can to maintain the temperature indoors if you don't have a heat source (or even if you do). The National Institute on Aging suggests that you keep blinds and curtains closed and roll towels and place them under doors to keep out drafts. Close the doors to unused rooms and avoid opening doors to the outside unless absolutely necessary.

**Prevent falls.** You can get a range of injuries from falling on slick surfaces even if you have good balance, says Elizabeth Phelan, M.D., professor of gerontology and geriatric medicine and medical director of the Fall Prevention Clinic at Harborview Medical Center in Seattle. "Research out of Nordic countries and the UK shows that there's double to triple the number of emergency room visits and hospitalizations due to falls from ice and snow," Phelan says. Her tips if you need to go outside when it's icy: Wear slip-resistant footwear; keep your hands free and out of your pockets in case you need to balance or brace yourself; limit the number of items you're carrying so you'll have better balance; and avoid looking at your phone while you're walking.

## HOW TO STAY SAFE IN EXTREME COLD Continued from page 6

### Health & Wellness

**Take care with electric heaters and generators.** When using a portable electric heater, follow safety tips from the Consumer Product Safety Commission to avoid fire. They include advice about making sure the device is not damaged in any way (is the cord hot when you plug it in?) and not leaving it unattended. Make sure the heater is at least 3 feet away from curtains or bedding. Never use a gas-powered generator indoors; you can be poisoned by carbon monoxide, a colorless, odorless by-product. The American Red Cross has tips on preventing carbon monoxide poisoning.

**Avoid alcohol.** Alcohol can make you feel warmer, but it actually lowers the body's temperature because it dilates your blood vessels and causes blood to flow from your core to your extremities. Too much alcohol will impair your judgment — not something you want in a weather emergency.

**Don't drink melted snow.** If you don't have water, try to avoid drinking melted snow, which can be full of impurities. "I would advise against drinking it unless there's truly no other option," Levy says. (It's less risky if you boil it before drinking.)

**Dress right.** Multiple thin layers can insulate you better than one thick layer. The Centers for Disease Control and Prevention suggests wearing an inner layer of wool, silk or polypropylene, which will hold more body heat than cotton. If you start to get too warm, take off a layer before you begin to sweat. (Sweat lowers your body temperature.) Mittens are warmer than gloves.

**Be careful while clearing snow.** Extreme exertion, such as shoveling, can lead to a heart attack. "People who aren't normally used to doing such strenuous exercise should not shovel unless they literally have a clean bill of health from their doctor," Levy says. Note that every winter brings distressing snowblower injuries. You can't be too careful when using one.

**Find a shelter.** If you're unable to get warm at home or you're far from home, go to a shelter or warming center if there is one nearby and you can get there safely.

**Don't drive unless you must.** If you do, drive slowly — even if you have four-wheel or all-wheel drive, says Lee DeBell, an AARP Driver Safety instructor in New Hampshire. "Sometimes people feel overconfident" when they have those features, DeBell says. "But one of the biggest things in icy conditions is doing everything more slowly — taking turns, braking — than you normally would do." Consider taking back roads, if they are plowed, because they "can have much less traffic and fewer accidents." Before hitting the road, be sure to clear all the snow and ice off all the windows — not just the front windshield — so you have full visibility. Also clear the snow and ice from the top of the car to prevent it from blowing off on other vehicles and impeding their drivers' visibility. (Doing so is required by law in New Hampshire.)



If you have time to plan before bad weather hits, prepare a winter survival kit to keep in your vehicle, including a change of clothes, blanket, food and water.

**Keep pets safe.** Animals should be inside, but remember that they too can get cold — and hypothermia and frostbite. Keep them dry and warm using blankets and hot-water bottles if they seem dangerously cold. If you walk your dog outdoors, try to avoid areas that have been salted; the Humane Society of the United States warns that canines are at risk for salt poisoning because they often lick their paws after a walk.

**Keep an eye on the fridge and freezer.** If you lose power, food can spoil — and eating spoiled food can make you sick. If you've been away from home and return to a working freezer, you might not realize that you had lost power and that the food had refrozen. Levy suggests a "life hack": Freeze a cup of water inside the freezer, then put a penny on top. If you check the cup later and the penny has sunk, you know the water melted and refroze.

**Check on others.** When temperatures are extremely cold, check on more vulnerable family members and neighbors. Even if they're indoors, they may be at risk. "You don't have to be in a cabin in Montana to get hypothermia," Levy notes.

*Editor's note: This article was originally published on February 17, 2021. It has been updated to reflect new information. (January 16, 2024 AARP The Magazine)*



# PENNSYLVANIA'S SCHOOL BUS STOPPING LAW

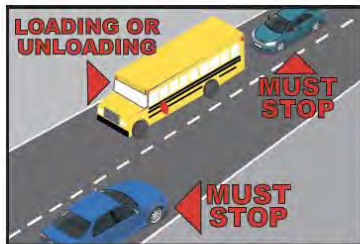
## *Keeping Children Safe*

### PENNSYLVANIA'S SCHOOL BUS STOPPING LAW

- ◆ When you meet or overtake a stopped school bus with red signal lights flashing and stop arm extended, you **MUST STOP**.
- ◆ When you approach an intersection where a school bus is stopped with red signal lights flashing and stop arm extended, you **MUST STOP**.
- ◆ You **MUST STOP** at least ten (10) feet away from the school bus.
- ◆ You **MUST WAIT** until the red lights have stopped flashing and the stop arm has been withdrawn before moving.
- ◆ **DO NOT MOVE** until all the children have reached a place of safety.

### KNOW YOUR RESPONSIBILITIES

- ◆ 1.5 million children are transported on Pennsylvania roads each day.
- ◆ These children are transported approximately 400 million miles to school each year.
- ◆ To further promote safety, school vehicles may be equipped with a yellow flashing or revolving light.
- ◆ Every year, children are needlessly injured or killed by drivers passing stopped school buses.



You **MUST STOP** on roadways with or without painted lines.



You **MUST STOP** at an intersection, whether it is or is not marked with a stop sign. All traffic **MUST STOP**.



You **MUST STOP** on roadways with ridged/grooved dividers.

***Our Children's Safety Is In Your Hands.***



Proudly serving Rapho Township since 1999!

- Land Development
- Stormwater Management
- Water and Wastewater Engineering
- Traffic and Transportation Engineering
- Subsurface Utility Engineering
- Surveying/GIS Mapping
- Safety Consulting

**RETTEW**

3020 Columbia Avenue  
Lancaster, PA 17603

(717) 394-3721

www.rettew.com |   

**Koser Excavating Inc.**  
**Steven Koser**

CEO/President  
Office: (717) 898-7195  
Cell: (717) 538-0081  
Fax: (717) 898-4113



7998 Old Auction Road  
Manheim, PA 17545  
skoser29@comcast.net

## AG PLASTIC COLLECTIONS PROGRAM FOR FARMERS

Ag Plastic Solutions LLC of Chambersburg, PA is looking for farms that would like to participate in a Farm Ag Plastic Collection for recycling. This is available through a grant via the PA Department of Ag and collaboration with manufacturing companies developing ways to use certain ag plastics in their processes.

We provide 4 or 6-yard dumpsters and service them on a planned route. The service interval will be determined based on the need of the participant.

Initially, we are seeking operations of 200 dairy cows or more, OR a group of farms to share one dumpster as we build the network.

Plastic accepted: bale wrap, greenhouse film, bunker cover, silage bags, and plastic twine. The twine must be in a feed bag or supersack to keep contained in transport.

We cannot accept net wrap, oxygen barriers, bunker or silage bags with reinforcement webbing.

**Plastic must be free of feed, soil, stone, and dripping water.**

We provide the dumpsters with lids, so you have a contained area to put the plastics as you feed your livestock each day. It will not be exposed to the elements and will not blow around your property, nor get driven upon by equipment.

This no cost, farm collection program is available to operations in the following counties:

Adams, Berks, Chester, Cumberland, Dauphin, Franklin, Lancaster, Lebanon, Perry, and York counties

**Contact Ag Plastic Solutions LLC for more details: 717-446-9917**

**info@agplasticsolutions.com • www.agplasticsolutions.com**



## AMAZON MAKES STRIDES TO REDUCE PLASTIC PACKAGING



How many of us have received Amazon boxes that were filled with plastic pillows or plastic bubble wrap? And how many of us have enjoyed popping that bubble wrap, if for no other reason that stress relief? Unfortunately for us, Amazon announced they will be replacing 95% of its product protection system with paper, which will result in them sending 15 billion fewer plastic pillows in North America. (Resource-Recycling.com/July 2024) And their goal is to reach 100% replacement by the end of 2024.

This is Amazon's largest plastic packaging reduction effort in North America to date. The shipping giant tested this move at an automated fulfillment center in Ohio prior to rolling it out on the national scale. The paper filler is made of 100% recycled

content, and in many states and municipalities (unfortunately, not in Lancaster County) is a curbside recyclable. Amazon is working tirelessly to ship items without excess packaging.

Fortunately, for the waste stream, a huge corporation such as Amazon is working tirelessly to ship items without excess packaging, as well as removing plastic. Unfortunately for us who are looking for plastic stress relievers, we'll have to look elsewhere. But kudos to Amazon!

**Sporting Valley Feeds**  
934 Junction Rd.  
Manheim, PA 17545  
CALL OR TEXT: 717-665-6122  
sales@sportingvalleyfeeds.com

**Donegal**  
Animal Hospital  
Wants your pet...  
To live a long and healthy life.

Jeffrey S. Dill, DVM  
Cynthia L. Albright, VMD  
Toni-Ann Pearsall, DVM  
Christine A. Myer, DVM

Providing Dog & Cat Wellness Exams  
Dentistry, Digital Radiology,  
Soft Tissue and Orthopedic Surgery.  
We also see pocket pets!

Compassionate care for you and your pet  
www.donegalanimalhospital.com 717-653-9396  
366 South Market Ave., Mount Joy, PA

## 2025 KEY FOB REMINDER

Thank you for being a customer of the Rapho Township Yard Waste Recycling Facility. The new Rapho Township Recycle Yard will be opened sometime in early 2025 and until that time you may continue to use the Mount Joy Borough/East Donegal Township Compost Site. Your key fob will deactivate on December 31, 2024. The 2025 renewal rates will remain unchanged at \$15 for Residential Permits and \$1,200 for Commercial Landscaper Permits. The 2025 renewal will run through December 31, 2025. Be looking for a letter in your mailbox in early December.

## A REMINDER FROM THE TAX COLLECTOR...

### Have you paid your County/Municipal Real Estate Tax?

If you live in Pleasant View Estates, Covey Run, Willow Creek, Green Park & Elm Tree Developments have you paid your Street Light Assessment?

### All bills are due and payable by December 31, 2024

after which they will be turned over to Lancaster County Tax Claim or Rapho Township.

#### Melva J. Kready, Rapho Township Tax Collector

971 North Colebrook Road, Manheim PA 17545

717-665-3924

Hours: Monday and Thursday 8:30AM – 1:30PM



## Winter Holiday Safety

Winter holidays are a time for families and friends to get together. But that also means a greater risk for fire. Following a few simple tips will ensure a happy and fire-safe holiday season.

### HOLIDAY DECORATING

- ◉ Be careful with holiday decorations. Choose decorations that are flame resistant or flame retardant.
- ◉ Keep lit candles away from decorations and other things that can burn.
- ◉ Some lights are only for indoor or outdoor use, but not both.
- ◉ Replace any string of lights with worn or broken cords or loose bulb connections. Connect no more than three strands of mini light sets and maximum of 50 bulbs for screw-in bulbs. Read manufacturer's instructions for number of LED strands to connect.
- ◉ Use clips, not nails, to hang lights so the cords do not get damaged.
- ◉ Keep decorations away from windows and doors.

### HOLIDAY ENTERTAINING

- ◉ Test your smoke alarms and tell guests about your home fire escape plan.
- ◉ Keep children and pets away from lit candles.
- ◉ Keep matches and lighters up high in a locked cabinet.
- ◉ Stay in the kitchen when cooking on the stove top.
- ◉ Ask smokers to smoke outside. Remind smokers to keep their smoking materials with them so young children do not touch them.
- ◉ Provide large, deep ashtrays for smokers. Wet cigarette butts with water before discarding.

## Before Heading Out or to Bed

**Blow out** lit candles when you leave or go to bed. **Turn off** all light strings and decorations before leaving home or going to bed.

### FACTS

- ! **Two of every five** home decoration fires are started by candles.
- ! **Nearly half** of holiday decoration fires happen because decorations are placed too close to an heat source.

[www.nfpa.org/education](http://www.nfpa.org/education)



Your Source for SAFETY Information

NFPA Public Education Division • 1 Batterymarch Park, Quincy, MA 02169



# Safe Winter Driving

Winter driving can be hazardous and scary, especially in northern regions that get a lot of snow and ice. Additional preparations can help make a trip safer, or help motorists deal with an emergency. This sheet provides safety information to your residents to help prevent motor vehicle injuries due to winter storms.

## THE THREE P'S OF SAFE WINTER DRIVING:

**PREPARE** for the trip;  
**PROTECT** yourself;  
and **PREVENT** crashes on the road.

### PREPARE

- **Maintain Your Car:** Check battery, tire tread, and windshield wipers, keep your windows clear, put no-freeze fluid in the washer reservoir, and check your antifreeze.
- **Have On Hand:** flashlight, jumper cables, abrasive material (sand, kitty litter, even floor mats), shovel, snow brush and ice scraper, warning devices (like flares) and blankets. For long trips, add food and water, medication and cell phone.
- **Stopped or Stalled?** Stay in your car, don't overexert, put bright markers on antenna or windows and shine dome light, and, if you run your car, clear exhaust pipe and run it just enough to stay warm.
- **Plan Your Route:** Allow plenty of time (check the weather and leave early if necessary), be familiar with the maps/ directions, and let others know your route and arrival time.

#### **Practice Cold Weather Driving!**

- During the daylight, rehearse maneuvers slowly on ice or snow in an empty lot.
- Steer into a skid.
- Know what your brakes will do: stomp on antilock brakes, pump on non-antilock brakes.
- Stopping distances are longer on water-covered snow and ice.
- Don't idle for a long time with the windows up or in an enclosed space.

### PROTECT YOURSELF

- Buckle up and use child safety seats properly.
- Never place a rear-facing infant seat in front of an air bag.
- Children 12 and under are much safer in the back seat.

### PREVENT CRASHES

- Drugs and alcohol never mix with driving.
- Slow down and increase distances between cars.
- Keep your eyes open for pedestrians walking in the road.
- Avoid fatigue – Get plenty of rest before the trip, stop at least every three hours, and rotate drivers if possible.
- If you are planning to drink, designate a sober driver.





# Fire Safety during Winter Storms

Winter storms can happen almost anywhere. They can cause us problems. Know what to do before, during and after a storm. This will help keep you and your family safe from a winter fire.

- Test all smoke alarms. Do this at least once a month. This way you will know they are working. Install carbon monoxide alarms in your home. Test the alarms.
- Plan two ways out of the home in case of an emergency. Clear driveway and front walk of ice and snow. This will provide easy access to your home.
- Make sure your house number can be seen from the street. If you need help, firefighters will be able to find you.
- Be ready in case the power goes out. Have flashlights on hand. Also have battery-powered lighting and fresh batteries. Never use candles.
- Stay aware of winter weather. Listen to the television or radio for updates. Watch for bulletins online.
- Check on neighbors. Check on others who may need help.
- Generators should be used outdoors. Keep them away from windows and doors. Do not run a generator inside your garage, even if the door is open.
- Stay away from downed wires. Report any downed wires to authorities.
- Be ready if the heat stops working. Use extra layers of clothes and blankets to stay warm. If you use an emergency heat source, keep anything that can burn at least 3 feet away.
- Turn portable heaters off when you leave the room. Turn them off when you go to bed.

## IMPORTANT REMINDER

There are more home fires in winter than in any other season. Half of all home heating fires happen in December, January and February.

As you stay cozy and warm this winter season, be fire smart!



**Fact**  
Nearly half of all space heater fires involve electric space heaters.



**NATIONAL FIRE  
PROTECTION ASSOCIATION**  
The leading information and knowledge resource  
on fire, electrical and related hazards

# Hear the **BEEP** where you **SLEEP**

## Every Bedroom Needs a Working Smoke Alarm!

Half of home fire deaths happen between 11 p.m. and 7 a.m., when most people are asleep.



Install smoke alarms in every bedroom, outside each separate sleeping area, and on every level of the home, including the basement. Larger homes may need more alarms.

For the best protection, install interconnected smoke alarms in your home. When one sounds, they all sound.



Test alarms at least once a month by pushing the test button.



Replace all smoke alarms when they are 10 years old or if they do not sound when tested.



Some people, especially children and older adults, may need help to wake up. Make sure someone will wake them if the smoke alarm sounds.



When the smoke alarm sounds, get outside and stay outside. Go to your outside meeting place.



Call the fire department from a cellphone or a neighbor's phone. Stay outside until the fire department says it's safe to go back inside.

# TOWNSHIP CONTACT INFORMATION

Office Hours are Monday through Friday, 8:00 a.m. – 3:30 p.m.  
Mailing Address – 971 N Colebrook Road, Manheim, PA 17545  
Phone: 717-665-3827 Fax: 717-665-7685 www.raphotownship.com

## BOARD OF SUPERVISORS:

Lowell Fry - Chairperson/Treasurer  
Mark Erb - Vice-Chairperson  
Randy Fox – Secretary

## STAFF:

Randall O. Wenger - Manager  
manager@raphotownship.com  
John Haldeman - Public Works  
Director  
roadmaster@raphotownship.com  
Lindsey Brenner - Financial  
Administrator  
office@raphotownship.com  
Drew Keller - Zoning Officer  
zoning@raphotownship.com  
Ena Marie Banks - Recycling  
Coordinator  
enamarie@raphotownship.com  
Melva Kready - Part Time Admin.  
Asst. & Tax Collector  
melva@raphotownship.com

## IMPORTANT PHONE NUMBERS:

Emergencies - 911  
Manheim Borough Police  
Non-emergency-717-665-2481  
Sewage Enforcement Officer  
Len Spencer-717-989-9439

## PLANNING COMMISSION:

Jay Gainer – Chairperson  
Carrol Ehrhart - Vice-Chairperson  
Dennis Shellenberger – Secretary  
Chet Eckman  
Bryan Balmer

## ZONING HEARING BOARD:

Chris Moyer – Chairperson  
Chris Neiles - Vice-Chairperson  
Cleon Martin – Secretary  
Nevin Greiner (Alternate)

## RAPHO AREA FIRE ADVISORY COUNCIL:

Fire Department Mt. Joy - Phil  
Colvin - Chairman  
Manheim Fire Co. - Dan Reif - Vice  
Chairman  
Mastersonville Fire Co. – Kyle  
Peters – Secretary

## CITIZEN REPRESENTATIVES:

Chuck Schmidt  
Jerry Ehrhart  
Pat Shupp  
Gary Good

Board of Supervisors—1st & 3rd  
Thurs. at 7:30 p.m.

BOS Work Session—6:00 p.m.  
Thurs. preceding 1st BOS meeting  
after Planning Commission  
meeting

Planning Commission — 1st Mon.  
at 7:00 p.m.

Zoning Hearing Board— 1st Tues.  
at 7:00 p.m.

## A reminder...

**The Township Building will be  
closed on the following dates:**

November 28th and 29th  
December 24th and 25th  
January 1st



## A SPECIAL THANK YOU TO OUR BUSINESS SPONSORS

This newsletter is produced at no cost to the residents of Rapho Township thanks to the generous sponsorship of the businesses listed throughout this publication. The Township recognizes these businesses as community supporters and encourages its residents to patronize these local businesses.

**KEYSTONE**  
PEST SOLUTIONS

Mount Joy, PA  
717.653.1068

*We Are Your Neighbor!*

**KEYSTONE**  
**LAWN COMPANY**

717-653-9334 • KeystoneLawnCompany.com

## Commonwealth Code Inspection Service, Inc.

### Full-Service Code Administration

Residential • Commercial / Industrial • Property Maintenance  
Rental Inspections • Zoning • Consultation Services

#### Convenient Locations

Manheim - Corporate Office	(717) 664-2347
Chambersburg	(717) 262-0081
Hollidaysburg	(814) 317-5455
Serving Bedford and Somerset Counties	(814) 624-0224
McConnellsburg	(717) 485-3295
Mifflintown	(717) 436-5656
Newville	(717) 776-9949
York	(717) 846-2004



[www.commonwealthcode.biz](http://www.commonwealthcode.biz)

Over 45 years of experience in Municipal Code Enforcement

*Thank you for your business*

*The Hess Agency*  
Insurance for Personal and Business Needs since 1932.

Erie Insurance®  
717.665.2770  
[www.hessagency.com](http://www.hessagency.com)

Stay Connected!  
INSTAGRAM • TWITTER • LINKEDIN • YOUTUBE  
FACEBOOK • HESSAGENCY.COM

**JOHN KLINE**  
SEPTIC SERVICES

- Septic Pumping
- Inspections
- Sewer & Drain Cleaning

Call 717-848-2333 → [johnklinesepctic.com](http://johnklinesepctic.com)

**HOLLINGER & SONS INC.**  
Equipment Sales

Specializing in Sales, Service & Rentals of New & Used Construction Equipment  
1617 Lebanon Rd. • PO Box 309 • Manheim, PA 17545  
Office: 717-664-2444  
Fax: 717-664-2835

Visit Us Online To See Our Full Line of Equipment  
[www.hollingerequipment.com](http://www.hollingerequipment.com)

Contact Any One of Our Helpful Sales Support:  
Chad: 717-371-5532  
[chad@hollingerequipment.com](mailto:chad@hollingerequipment.com)  
Brent: 717-371-5533  
[brent@hollingerequipment.com](mailto:brent@hollingerequipment.com)  
Todd: 717-371-5534  
[todd@hollingerequipment.com](mailto:todd@hollingerequipment.com)  
Jason: 717-371-5537  
[jason@hollingerequipment.com](mailto:jason@hollingerequipment.com)

Ask About Our Exporting Services

**Penway Construction**

**HOMES ADDITIONS REMODELING**

56 DOE RUN ROAD  
MANHEIM, PA. 17545  
www.penway.net  
Registration #PA017191

Phone: 717.665.2730  
Fax: 717.665.2123  
office@penway.net

Phone (717) 653-2652    [thecountrystore3140@gmail.com](mailto:thecountrystore3140@gmail.com)

**THE COUNTRY STORE, LLC**  
Bulk Foods • Cheese • Lunch Meats • Fresh Meats  
Produce • Frozen Food • Natural Foods • Country Gifts

OPEN MON-WED 8:30 am - 5 pm  
THURS 8:30 am - 6 pm • FRI 8:30 am - 7 pm  
SAT 8:30 am - 1 pm

[www.thecountrystoremtjoy.com](http://www.thecountrystoremtjoy.com)  
3140 MOUNT JOY RD    MOUNT JOY, PA 17552



# RAPHO TOWNSHIP

971 North Colebrook Road  
Manheim, PA 17545

Presort Standard  
U.S. Postage  
PAID  
Permit No. 550  
Lehigh Valley, PA



FALL 2024



This Community Newsletter is produced for Rapho Township  
by **Hometown Press (215) 257-1500** • All rights reserved®



To Place An Ad Contact Kathy Ruediger At Hometown Press • 215-527-7664 • email: [katruedy@gmail.com](mailto:katruedy@gmail.com)

**HALDEMAN MECHANICAL INC.** 1939 - 2023  
*Sales and 24-Hour Service*  
**717.665.6910**  
 Manheim, PA  
[info@haldemanmechanical.com](mailto:info@haldemanmechanical.com)  
[www.haldemanmechanical.com](http://www.haldemanmechanical.com)  
 Celebrating 84 Years of Serving Manheim and the Surrounding Communities  
**PLUMBING - HEATING - COOLING WATER CONDITIONING**

**Forry's Country Store**  
 Deli, Produce, Subs & Salads Made to Order, Soft Serve Ice Cream  
 Less than 4 miles from Spooky Nook exit of 283  
**717-285-5050**  
 820 Ivy Drive, Lancaster PA 17601  
 HOURS: Mon, Tues, Fri. 8-6, Wed & Sat 7-2, Thursday 8-7

*"More Than Just a Hardware Store"*  
**Longenecker's**  
 Appliances Appliance Service  
 Paint Equipment & Party Rentals  
 Power Tools Outdoor Power Equipment Auto/RV  
 Outdoor Living Greenhouse Gifts/Cards Housewares  
 Seasonal Decor Office Supplies Electrical Plumbing  
 Lawn & Garden Water Quality Testing Gift Cards  
**LONGENECKER'S HARDWARE CO. SINCE 1937**  
 127 Doe Run Rd, Manheim (717) 665-2491 Longeneckers.com  
 Mon. - Fri. 8 AM - 9 PM Sat. 8 AM - 5 PM (rental open at 7 AM)

**FINANCING OPTIONS AVAILABLE**  
**Glick WOODWORKS LLC**  
 SHEDS • GARAGES • HORSE BARNES  
**Storage Sheds and Garages**  
**Custom Built Onsite Garages**  
**Horse Barns**  
**Free Delivery in Lancaster County!**  
**717-653-6523**  
[www.glicksheds.com](http://www.glicksheds.com)